

2020 Texas 4-H Opportunity Scholarship Video Submission and Photo Instructions



You are required to submit a 3-5-minute video answering the following questions:

- 1) *Tell us how your 4-H Project Experiences have developed you in preparation for the future.*
- 2) *Tell us how you have led others through 4-H.*
- 3) *Tell us how you have served through 4-H.*
- 4) *Tell us about a memorable or funny experience you have had in 4-H.*

You will upload your video to YouTube. You may set your video as unlisted (not private) to ensure privacy of your video which will allow only those with the link to view the upload. Please list the YouTube link to your video in the appropriate section in the 4-H Foundation Scholarship Portal. Remember this should be 5-minutes maximum. The recording should ONLY be submitted via a YouTube link. You will need to check specifications for YouTube upload to reduce confusion after you film your video

We also would like you to submit a nice headshot photo of yourself to be used in scholarship announcements should you be selected. This should be a nice quality photo (no selfies) in jpg format.

The deadline is **April 30, 2020 at 11:59 pm**. This is a hard deadline. **DO NOT WAIT UNTIL THE LAST DAY TO WORK ON YOUR VIDEO**. We will not accept any late videos due to technical difficulty.

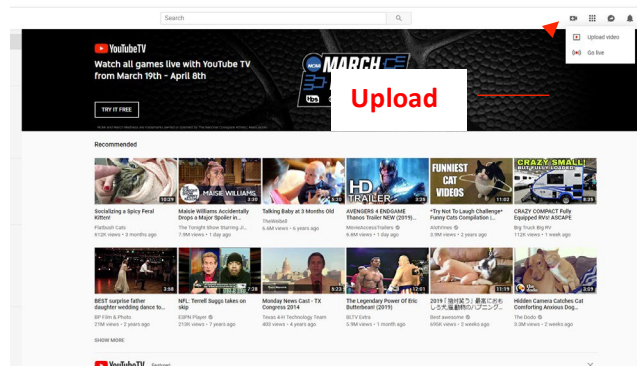
1. Go to www.youtube.com. Click on "Create Account." If you already have a Gmail account, click on "Sign In" and proceed to Step 4.

A screenshot of the Google sign-in page. At the top, the Google logo is displayed in its multi-colored font. Below it, the text "Sign in" is centered, followed by "to continue to YouTube" in a smaller font. There is a text input field labeled "Email or phone". Below the field are two links: "Forgot email?" and "Not your computer? Use Guest mode to sign in privately. Learn more". At the bottom, there are two buttons: "Create account" on the left and "Next" on the right.

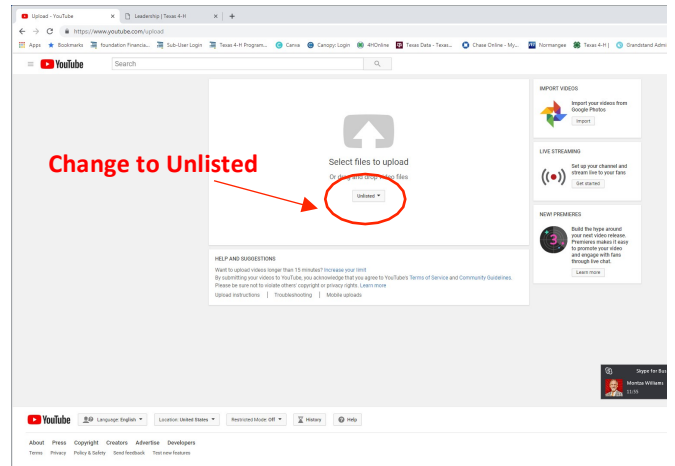
2. Complete the information shown to set up your account. Then click on "I Accept."

A screenshot of the Google "Create your Google Account" page. The Google logo is at the top. Below it, the text "Create your Google Account" is centered, followed by "to continue to YouTube". The form includes fields for "First name", "Last name", and "Your email address". Below the email field, there is a note: "You'll need to confirm that this email belongs to you." and a link "Create a Gmail account instead". There are also fields for "Password" and "Confirm" with a small icon of a key. At the bottom, there are two buttons: "Sign in instead" on the left and "Next" on the right. On the right side of the page, there is a graphic of a blue shield with a white person icon, and below it, the text "One account. All of Google working for you." At the very bottom of the page, there is a language selector "English (United States)" and links for "Help", "Privacy", and "Terms".

3. Once you have completed the account set-up, you should be ready to upload. Click on “Upload.” in top right corner of the page. Looks like a video camera with a + sign in the middle.

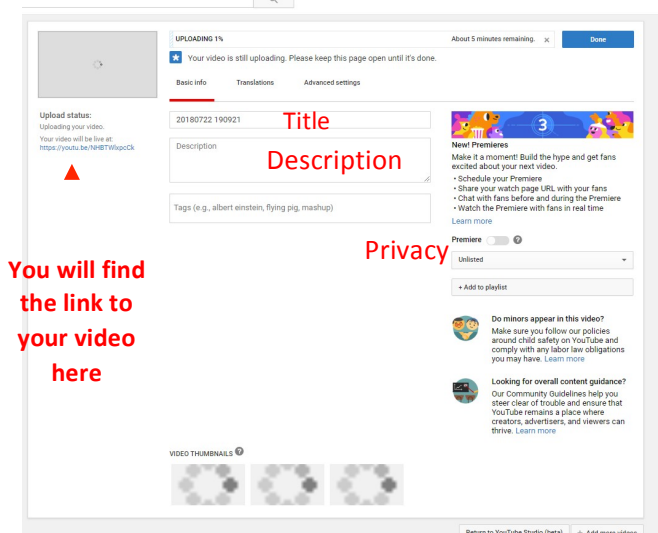


4. Click on “Upload Video.” The following page will appear. Depending upon your connection, the uploading process can take a while. Be sure to change the setting to “Unlisted” before uploading.



5. Once your video has loaded, you will get the following screen. Complete the information noted below.

- Preview : Make sure you see clips from your Video in the “preview” section.
- Title: Title should be your First and Last name
- Privacy: Make sure this is set to “unlisted” or the link will not be able to be view by the Selection Committee
- Description: Type here in this box, “2020 Texas 4-H Opportunity Scholarship – First and Last Name”



6. Click “Save Changes” and include link in your online submission through the Scholarship Portal.

Photo Submission:

Upload a nice, quality headshot photo (jpg) of yourself. No selfies!